

Sapa Mentari

Sajian Pagi Menu Trading dari BRI Danareksa Sekuritas

Kamis, 11 Agustus 2022



Disclaimer

The information contained in this report has been taken from sources which we deem reliable. However, none of BRI Danareksa Sekuritas and/or its affiliated companies and/or their respective employees and/or agents makes any representation or warranty (express or implied) or accepts any responsibility or liability as to, or in relation to, the accuracy or completeness of the information and opinions contained in this report or as to any information contained in this report or any other such information or opinions remaining unchanged after the issue thereof.

We expressly disclaim any responsibility or liability (express or implied) of BRI Danareksa Sekuritas, its affiliated companies and their respective employees and agents whatsoever and howsoever arising (including, without limitation for any claims, proceedings, action, suits, losses, expenses, damages or costs) which may be brought against or suffered by any person as a result of acting in reliance upon the whole or any part of the contents of this report and neither BRI Danareksa Sekuritas, its affiliated companies or their respective employees or agents accepts liability for any errors, omissions or misstatements, negligent or otherwise, in the report and any liability in respect of the report or any inaccuracy therein or omission there from which might otherwise arise is hereby expressly disclaimed.

The information contained in this report is not to be taken as any recommendation made by BRI Danareksa Sekuritas or any other person to enter into any agreement with regard to any investment mentioned in this document. This report is prepared for general circulation. It does not have regard to the specific person who may receive this report. In considering any investments you should make your own independent assessment and seek your own professional financial and legal advice.



PROMO KEMERDEKAAN

UNTUK TOP 3 TRADING VALUE

MENANGKAN

SAMSUNG Z FOLD 4

SAMSUNG FLIP 4

PS5

JUARA 2

JUARA 1

JUARA 3

7 HARI LAGI!!

CASHBACK HINGGA

2,5 X

dari biaya transaksi kamu!

KUOTA TERBATAS!

MINIMUM TRANSAKSI 200 JUTA RUPIAH
(Khusus di tanggal 18 Agustus 2022)

*Cek Syarat & Ketentuan untuk informasi selengkapnya

[CEK SNK DISINI](#)

PT. BRI Danareksa Sekuritas berizin dan diawasi oleh Otoritas Jasa Keuangan



KEY INDEX PERFORMANCE

Domestic & Sectoral

	Price	1D	1W	1M	YTD
IDX	7,086.24	-0.23%	0.56%	5.42%	7.67%
JKIDX30	536.47	-0.12%	0.81%	5.70%	7.92%
LQ45	1,007.80	-0.09%	0.79%	5.84%	8.20%
JKNONCYC	703.96	0.12%	0.26%	-0.42%	6.00%
JKINFRA	1,032.41	-0.61%	1.05%	7.65%	7.62%
JKHEALTH	1,410.29	-0.05%	-1.47%	-8.54%	-0.69%
JKCYCLIC	896.33	-0.53%	1.07%	2.31%	-0.45%
JKINDUST	1,304.12	-0.49%	-1.77%	10.97%	25.80%
JKTECHNO	8,034.75	0.85%	1.92%	4.19%	-10.67%
JKTRANS	2,092.28	-1.15%	5.22%	9.19%	30.82%
JKENERGY	1,804.40	-0.46%	-0.47%	9.18%	58.35%
JKBASIC	1,331.39	-0.15%	2.81%	10.27%	7.86%
JKFINANCE	1,528.26	-0.14%	0.61%	8.12%	0.09%
JKII	618.90	0.25%	1.30%	9.41%	10.12%
JKISSI	209.06	-0.17%	0.55%	5.70%	10.60%

Global

Dow Jones	33,309.51	1.63%	1.52%	6.85%	-8.33%
S&P 500	4,210.24	2.13%	1.33%	9.23%	-11.66%
NASDAQ	12,854.80	2.89%	1.47%	13.03%	-17.83%

EIDO, VIX & DXY

EIDO	24.00	0.84%	2.65%	10.75%	4.48%
VIX	19.74	-9.32%	-10.07%	-24.57%	14.63%
DXY	105.102	-1.08%	-1.20%	-2.53%	9.95%

Europe

FTSE	7,507.11	0.25%	0.83%	4.31%	1.66%
GDAXI	13,700.93	1.23%	0.83%	6.77%	-13.75%
CAC40	6,523.44	0.52%	0.79%	8.79%	-8.80%

Asean & Regional

Thailand (SET)	1,617.21	-0.10%	1.41%	3.84%	-2.44%
Malaysia (KLCI)	1,492.33	-0.36%	0.12%	4.67%	-4.80%
China (SSEC)	3,230.02	-0.54%	2.10%	-2.52%	-11.26%
Hong Kong (HSI)	19,610.84	-1.96%	-0.79%	-7.16%	-16.18%
Singapore (STI)	2,589.65	2.00%	0.09%	-0.30%	-19.63%
Japan (N225)	27,819.33	-0.65%	0.28%	3.76%	-3.38%
Korea (KS11)	2,480.88	-0.90%	0.79%	6.01%	-16.68%

CURRENCY AND BOND YIELD

	Rate	1D	1W	1M	YTD
USD/IDR	14,872.0	0.15%	-0.25%	-0.65%	4.36%
USD/JPY	132.88	0.01%	-0.73%	-3.30%	15.47%
EUR/USD	1.0300	0.03%	1.34%	2.60%	-9.39%
GBP/USD	1.2216	-0.08%	0.59%	2.74%	-9.71%
ID10YR	7.201	1.38%	-0.33%	-1.26%	13.08%
US10YR	2.785	-0.44%	2.90%	-6.94%	84.22%

COMMODITY

	Price	1D	1W	1M	YTD
Nickel	22,436.00	4.23%	0.47%	2.54%	8.09%
Coal	401.00	6.93%	-8.26%	-13.84%	112.85%
Gold	1,808.00	-0.24%	1.78%	4.41%	-1.13%
Silver	20.570	0.43%	3.40%	7.52%	-11.91%
Copper	3.6362	1.41%	4.92%	5.78%	-18.15%
Tin	24,426.00	0.52%	0.75%	-6.99%	-37.14%
Palm Oil	4.168	1.39%	4.64%	0.80%	-19.17%
Oil (Brent)	97.08	0.53%	0.31%	-9.36%	24.81%
Oil (WTI)	91.56	1.20%	1.00%	-12.03%	21.75%

Source : investing.com, Barchart



FOKUS HARI INI

*Rekomendasi kami pada halaman ini menggunakan proyeksi 1 tahun buku, kecuali ada update perkembangan selanjutnya.

► Pembangunan Perumahan (PTPP) : Perolehan Kinerja 1H22

PTPP mencatatkan pendapatan dan laba bersih 1H22 senilai IDR9.02tn (+39.74% YoY) dan IDR86.96bn (+1.07% YoY). Adapun pendapatan 1H22 sebagian besar ditopang oleh jasa konstruksi senilai IDR7.13tn (+47.1% YoY), *property & realty* senilai IDR1.08tn, dan *engineering procurement-construction* (EPC) IDR80.75bn. Lebih lanjut, tercatat total aset dan liabilitas pada 1H22 senilai IDR58.27tn (vs 12M21 : IDR55.57tn) dan IDR43.71tn (vs 12M21 : IDR41.24tn)

Source : Emiten News

► United Tractors (UNTR - BUY, TP IDR 39,500) : M&A Is Still Priority, Expecting Softer 2H22

UNTR memperkirakan produksi jasa pertambangan dan alat berat akan lebih tinggi dari 1H22 dikarenakan cuaca yang kondusif sehingga meningkatkan permintaan alat berat. Selain itu, UNTR telah mengakuisisi bisnis EBT dengan menambah kepemilikan saham pada Arkora Hydro (ARKO). Sebagai informasi, posisi *cash* UNTR pada 1H22 tercatat sebesar IDR39.1tn yang akan diprioritaskan untuk *merger & acquisition* energi baru atau pertambangan mineral sehingga kami mempertahankan BUY UNTR dengan TP IDR39,500.

Full Report : [Klik disini](#)

► Jaya Real Property (JRPT) : Perolehan Kinerja 1H22

JRPT mencatatkan pendapatan dan laba bersih 1H22 senilai IDR1tn (vs 1H21 : IDR996.14bn) dan IDR368.32bn (vs 1H21 : IDR367.63tn). Selain itu, tercatat laba bruto dan laba sebelum pajak masing-masing senilai IDR561.49bn (vs 1H21 : IDR509.44bn) dan IDR380.49bn (vs 1H21 : IDR383.18bn). Lebih lanjut, tercatat total aset JATR pada 1H22 tercatat senilai IDR12.22tn naik dari IDR11.75tn pada 12M21.

Source : Emiten News

► Blue Bird (BIRD) : Realisasi Capex 1H22

BIRD tercatat telah merealisasikan *capex* hingga 1H22 senilai IDR300bn dari anggaran FY22 senilai IDR1.2tn dengan melakukan pembelian armada baru sebanyak 800 unit. Adapun target pembelian armada pada FY22 adalah 4,000 unit dengan mengombinasikan antara taksi reguler dan kendaraan listrik. Sebagai informasi, selain untuk belanja armada anggaran *capex* juga digunakan untuk revitalisasi *pool* untuk menambah pendapatan dari segmen penyewaan untuk pergudangan dan jasa kurir.

Source : Bisnis Indonesia

► Corporate Action

1. *Ex Date Cash Dividend*: XSPI

2. *Right Issue*:

-AHAP (Asuransi Harta Aman Pratama Tbk) *Ratio* = 3 : 2, *Exercise Price* = 50, *Trading Periods* = 11 - 18 Aug 2022

-WEHA (WEHA Transportasi Indonesia Tbk) *Ratio* = 2,000 : 1,353, *Exercise Price* = 125, *Trading Periods* = 11 - 19 Aug 2022



Trading Ideas

oleh Hadyatma Dahna Marta – Trading & Investment Specialist

Composite Daily



S2	S1	R1	R2
7,000	7,067	7,184	7,203

Last Price : 7,086

- IHSX diprediksi bergerak mixed cenderung menguat terbatas
- Indikator MACD positif melemah
- Indikator Stochastic overbought
- Indikator RSI overbought

INDY – Trading Buy



TP1	TP2	SL1	SL2
2,920	2,960	2,820	2,770

Last Price : 2,870

Trading Range : 2,770 – 2,960

- Volume transaksi meningkat diatas rata-rata
- Indikator MACD positif menguat
- Indikator Stochastic netral menguat menuju overbought
- Indikator RSI netral menguat menuju overbought

MEDC – Trading Buy



TP1	TP2	SL1	SL2
640	660	590	560

Last Price : 620

Trading Range : 560 - 660

- Volume transaksi meningkat diatas rata-rata
- Indikator MACD positif menguat
- Indikator Stochastic netral menguat menuju overbought
- Indikator RSI netral menguat menuju overbought

MDKA – Trading Buy



TP1	TP2	SL1	SL2
4,240	4,290	4,130	4,070

Last Price : 4,190

Trading Range : 4,070 – 4,290

- Volume transaksi stabil dibawah rata-rata
- Indikator MACD positif melemah
- Indikator Stochastic netral konsolidasi
- Indikator RSI netral konsolidasi

MLPL – Sell



TP1	TP2	SL1	SL2
158	154	167	172

Last Price: 161

Trading Range : 154 - 172

- Volume transaksi stabil dibawah rata-rata
- Indikator MACD negatif konsolidasi
- Indikator Stochastic netral melemah menuju oversold
- Indikator RSI netral melamh menuju oversold

ASSA – Sell



TP1	TP2	SL1	SL2
1,585	1,555	1,650	1,680

Last Price : 1,615

Trading Range : 1,555 – 1,680

- Volume transaksi meningkat diatas rata-rata
- Indikator MACD positif melemah
- Indikator Stochastic netral melemah menuju oversold
- Indikator RSI netral melemah menuju oversold

STOCK PICK

TREND TRADE						
Code	Action	Call Price	Last Price	Target Price	Stop Loss	Remarks
MMLP	BUY	525	515	600	446	Breakout Midchannel Day 11
CTRA	BUY	925	920	1.000	865	Inverted Head and Shoulder Day 9

Catatan:

Trend Trade/Minor Trend memiliki rentang waktu hold position dalam 30 hari.*rekomendasi baru

Call Price adalah harga pada saat rekomendasi dikeluarkan

SWING TRADE						
Code	Action	Call Price	Last Price	Target Price	Stop Loss	Remarks
ISAT	BUY	6.800	7.125	7.400	6.550	Bullish Flag Day 7
EXCL	BUY	2.600	2.720	3.000	2.360	Inverted Head and Shoulder Day 4
MDKA	BUY	4.240	4.190	4.800	4.000	Inverted Head and Shoulder Day 3

Catatan:

Swing Trade memiliki rentang waktu hold position dalam 3-10 hari.*rekomendasi baru

Call Price adalah harga pada saat rekomendasi dikeluarkan

DAY TRADE										
NO	CODE	LAST PRICE	PREV DAY	Δ	% CHG	ACTION	TP1	TP2	SL1	SL2
1	INDY	2870	2810	60	2,14%	BUY	2.920	2.960	2.820	2.770
2	MEDC	620	585	35	5,98%	BUY	640	660	590	560
3	MDKA	4190	4190	0	0,00%	BUY	4.240	4.290	4.130	4.070
4	ANTM	2120	2180	-60	-2,75%	BUY	2.170	2.210	2.090	2.060
5	ELSA	304	302	2	0,66%	BUY	308	310	300	296
6	AKRA	1180	1210	-30	-2,48%	BUY	1.225	1.270	1.155	1.130
7	ADRO	3140	3130	10	0,32%	BUY	3.180	3.220	3.110	3.080
8	TLKM	4640	4640	0	0,00%	BUY	4.610	4.650	4.500	4.440
9	SSMS	1490	1490	0	0,00%	BUY	1.525	1.560	1.420	1.355
10	MLPL	161	167	-6	-3,59%	SELL	158	154	167	172
11	ASSA	1615	1645	-30	-1,82%	SELL	1.585	1.555	1.650	1.680
12	WOOD	570	585	-15	-2,56%	SELL	560	550	585	595
13	WIIM	515	535	-20	-3,74%	SELL	505	500	530	545
14	MSIN	5325	5600	-275	-4,91%	SELL	5.225	5.125	5.525	5.700
15	LPPF	4530	4600	-70	-1,52%	SELL	4.490	4.460	4.600	4.670

Keterangan Day Trade Stock Pick :

1. Data kumpulan saham diambil dari BRIDS Technical Universe
2. Data diurutkan berdasarkan value transaksi terbesar selama 20 hari bursa terakhir
3. SL1 (Stop Loss 1) = Batas bawah pertama yang direkomendasikan untuk melakukan CUT LOSS
4. SL2 (Stop Loss 2) = Batas bawah kedua yang direkomendasikan untuk melakukan CUT LOSS
5. TP1 (Target Price 1) = Batas atas pertama yang direkomendasikan untuk melakukan TAKE PROFIT
6. TP2 (Target Price 2) = Batas atas kedua yang direkomendasikan untuk melakukan TAKE PROFIT




Sales Team

Ferdi Armand Hanafi


Head - Retail Customer Distribution

 ferdi.hanafi@bridanareksasekuritas.co.id


 (021) 50914100

I Wayan Satia Jaya

Branch Manager - Coordinator


 Palembang, Depok

 satia@bridanareksasekuritas.co.id


 (021) 78849149

Rudy Ruslim

Branch Manager


 Mangga Dua


 rudyr@bridanareksasekuritas.co.id


 (021) 62301988

Upik Yuzarni

Branch Manager


 Bumi Serpong Damai (BSD)

 upik_y@bridanareksasekuritas.co.id


 (021) 29555777

Maryadi Suwondo

Branch Manager


 Bandung


 maryadi@bridanareksasekuritas.co.id


 (022) 860 210 30

Yahuda Nawa Yanukrisna

Branch Manager


 Yogyakarta, Solo, Semarang

 yahuda@bridanareksasekuritas.co.id


 (0274) 551181

Rachma Yudyawati

Branch Manager

 Surabaya, Malang


 rachma@bridanareksasekuritas.co.id


 (031) 5345888

Martha Hidayat

Branch Manager


 Medan


 marthah@bridanareksasekuritas.co.id


 (061) 4528100

Umar Bin Aziz

Branch Manager

 Makassar

 umarba@bridanareksasekuritas.co.id

 (0411) 8114011